





# ANNUAL LESSON PLAN FOR ART AND DESIGN, LOWER KEY STAGE 3 YEAR 7

		 <b>Learning Objectives/Key Concepts</b>	
<b>Term 1</b>  <b>September</b> - <b>December</b>	<b>Elements of art and Techniques</b>	<ul style="list-style-type: none"> <li>• First term will be focused on practising the basic skills and using elements of art through practical work. Students are encouraged to work from direct observation and to explore the use of tone, colour and composition, materials and context. This can be shown through the use of processes and the use of media such as charcoal, pencil, pastels, acrylic, watercolour and inks.</li> <li>• They will be introduced to artist research and use of the grid for their artist study..</li> <li>• Value scale and Shading techniques, Sphere, Properties of light, Composition, Still life drawing and photography, Chiaroscuro, Sketching- Contour drawing and Loose Lines/Scribbling from observation, Paper scu Collage, lptures</li> </ul>	<b>14</b>
<b>Term 2</b>  <b>January</b> - <b>March</b>	<b>Surfaces</b>	<ul style="list-style-type: none"> <li>• In this term students will learn about 4 assessment objectives that they will be graded on.</li> <li>• Learn how to develop an idea</li> <li>• How to experiment with an idea</li> <li>• how to use the work of other artists and designers to inspire ideas</li> <li>• How to write about their work and how to be critical in a way that promotes development</li> <li>• Skills for rendering final artworks successfully</li> </ul> <p>Last week or two in this term we will use for the introduction to the next term project theme 'Structure'</p>	<b>10</b>
<b>Term 3</b>  <b>April</b> - <b>June</b>	<b>Structure</b>	<ul style="list-style-type: none"> <li>• Teacher led project from Cambridge Art&amp;DEsign 0400-from 2020</li> </ul> <p>Students will go through the whole Component 1 -Coursework                      They will Record, Explore, Develop and Present their final work.                      They will be gathering, recording images related to the theme and investigating using drawings and paintings.</p> <ul style="list-style-type: none"> <li>• Introduction to the colour theory</li> <li>• Artist study</li> <li>• Experiment with colour mixing / creating colour studies</li> <li>• Manipulate images to develop composition ideas</li> </ul>	<b>12</b>